



USB TO RS-485/422

HU-107 Interface Converter Instruction

I. Summary

Compatible with the Recommended Standards of USB, RS-422 and RS-485, HU-107 photoelectric isolation interface converter can convert the single-ended USB signal into balance differenced RS-422 or RS-485 signal. The built-in photoelectric isolator can provide an isolation voltage of as high as 2500Vrms. Also, there is a rapid transient voltage suppression protector for protection of RS-422/RS-485 interface with advanced TVS (TRANSIENT VOLTAGE SUPPRESSOR) technology adopted. Under normal conditions, the TVS tube is in the state of high resistance. However, when both ends of the TVS tube are hit by a transient high energy, the impedance at both end scan be depressed by the TVS at a very high speed, and after absorbing a high current, the voltage between the two ends is suppressed and kept at a pre-set value, therefore no damage is caused to the electrical components behind by the transient high voltage impact. The protector can effectively restrain lightning or ESD (electro static discharge) with a protection voltage of 600W on each line for lightning surge and surge voltage or transient over voltage possibly caused up by various reasons, and at the same time, a high-speed transmission of RS-422/RS-485 interface is ensured by the tiny

capacitance between the poles. RS-422 and RS-485 interfaces a DB9 male connector is to be used for connection. The unique I/O circuit of the internal zero delay auto transceiver contained in the converter controls the data stream direction automatically without any handshaking signal (for example RTS, DTR etc). The converter is plug-and-play without any jumper settings needed for mode shift between full duplex (RS-422) and half duplex (RS-485). The converter is applicable for all the existing communication software and interface hardware.

A reliable and stable point-to-point and point-to-multipoint communication can be ensured by HU-107 photoelectric isolation interface converter. For point-to-multipoint communication, as many as 32 interface facilities of RS-422 or RS-485 standard can be connected to each converter, and a high data transmission rate of 300-921.6KBPS can be achieved. Power indicator light and data traffic indicator light are also available with the converter for malfunction indication. Two conversion communication modes including USB to RS-422 and USB to RS-485 are supported.

II. Performance parameters

- 1、USB V1.1、1.0、2.0 Standard, RS-485、RS-422 TIA/EIA Standard
- 2、USB Signal: VCC、DATA+、DATA-、GND、FG
- 3、RS-485 Signal: T/R+、T/R-、GND
- 4、RS-422 Signal: TXD+、TXD-、RXD+、RXD-、GND

5、Working mode: asynchronous working、point-to-point or point-to-multipoint 2 wires (half duplex) 4 wires (full duplex)

6、Direction control: Adopt the technology which automatically controls the data-flow direction、automatically distinguish and control the data-transmission direction.

7、Transmission rate : 300-921600bps, Automatically detect the serial port signal rate

8、Load capability: Support point-to-multipoint transmission. Each converter can connect 32 RS-422 or RS-485 interface equipment.

9、Transmission distance: RS-485/422 port: 1.2km (921600bps-300bps). USB port : No more than 5 meters.

10、Interface protection : 600W lightning strike and surge protection and $\pm 15KV$ ESD protection

11、Interface form : USB port: A type male interface. RS-485/422 port: 5-pin connection pole.

12、Signal Indication : 3 Pilot Lamps for Power(PWR), Send(TXD) and Receive (RXD)

13、Transmission media: twisted-pair cable or shielded cable.

14、Dimensions: 62mmx33mmx19mm

15、Working environment: -40°C to 85°C, relative humidity 5% to 95%.

16、Windows 95/98/2000/xp/Vista、IMAG supported.

III. Connector and signal

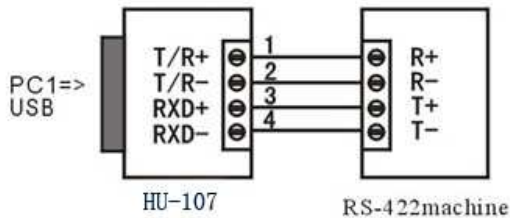
RS-485/RS-422 data output & connector and bay-line distribution

Connection pole	Data Output	RS-422	RS-485
		Full-Duplex	Half-Duplex
1	T/R+	Send (A+)	RS-485 (A+)
2	T/R-	Send (B-)	RS-485 (B-)
3	RXD+	Receive(A+)	N/C
4	RXD-	Receive(B-)	N/C
5	GND	Ground Wire	Ground Wire

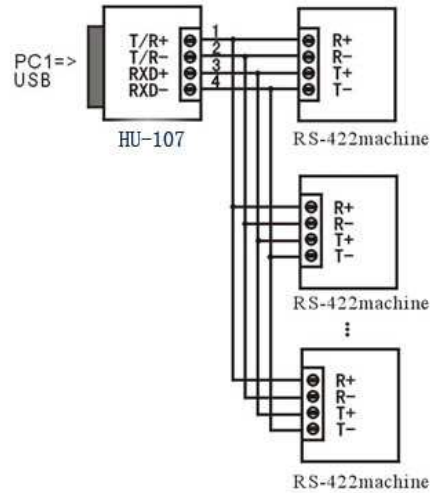
IV Communication sketch map

USB to RS-422 conversion

1. RS-422 point-to-point 4 wires full-duplex

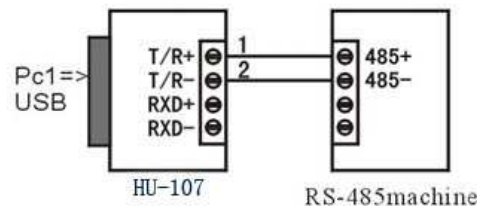


2. RS-422 point-to-multipoint 4 wires full-duplex

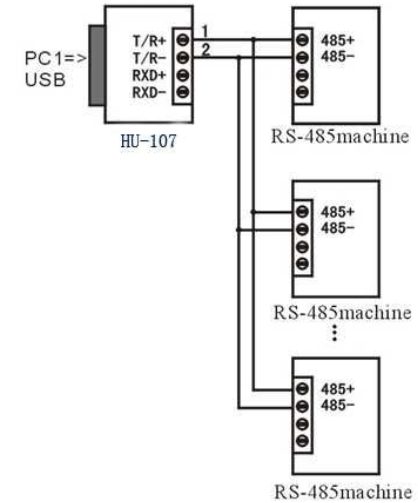


USB to RS-485 conversion

1. RS-485 point-to-point 2 wires half-duplex



2. RS-485 point-to-multipoint 2 wires half-duplex



V. Problem and resolution

1. Data communication failure

- A. Make sure USB interface connection is correct.
- B. Make sure RS-485/RS-422 output interface connection is correct.
- C. Make sure power supply is OK.
- D. Make sure the wire terminal connection is OK.
- E. Make sure the pilot lamp flashes when receiving.
- F. Make sure the pilot lamp flashes when sending.

2. Data missing or incorrect

- A. Check to see whether if the data rate and format at both ends of the communication equipment are consistent.